

PRODUCT SPECIFICATION

FLUID-TITE® PVC COUPLINGS

Repair, Stop And High-Deflection Stop

Our line of Fluid-Tite PVC Couplings provide solutions to some common challenges in municipal water piping system design and installation.

- Tie-in connections to existing lines
- Connect short lengths of pipe
- Repair damaged pipelines
- Change pipeline direction

Our stop and repair couplings enable installation or repair crews to complete their jobs quickly so that the piping system can be restored with minimal service interruption.

Fluid-Tite PVC Couplings are compatible with Cast Iron Outside Diameter (CIOD) or Iron Pipe Size (IPS) pipe sizes commonly specified in AWWA C900, ASTM D2241, and ASTM D1785 systems. These products are manufactured from extruded PVC containing our impact and UV resistant Yelomine® compound and are precision-machined to exacting standards. This special formulation provides up to 6x the impact strength of normal PVC pipe over an extended period of time allowing for Yelomine products to be used aboveground and in high-impact situations like temporary bypass.


SHORT FORM SPECIFICATION

Compatible Pipe Standard:	AWWA C900	ASTM D2241 or ASTM D1785
Diameter Std.:	Cast Iron Outside Diameter (CIOD)	Iron Pipe Size (IPS)
Nominal Sizes:	4", 6", 8", 10", 12"	1½", 2", 2½", 3", 4", 6", 8", 10", 12"
Pressure Ratings:	4", 6", 8", 10" – 305 psi 12" – 235 psi	1½", 2", 2½", 3", 4", 6", 8" – 250 psi 10", 12" – 200 psi
Color:	White	Yellow
Coupling Compound:	ASTM D1784 Cell Class 12454 with Yelomine Technology	ASTM D1784 Cell Class 12454 with Yelomine Technology
Pipe Joint Std.:	ASTM D3139	ASTM D3139
Max. Angular Joint Deflection:†	Repair – 0.5° per side, 1° per joint High Deflection Stop – 2.5° per side, 5° per joint	Repair – 0.5° per side, 1° per joint Stop – 0.5° per side, 1° per joint
Gasket Standard:	ASTM F477, UL 157	ASTM F477
Gasket Material Offering:	IR/SBR	IR/SBR
Certifications:	NSF 61, UL 1285	NSF 61
Installation Std.:	AWWA C605	ASTM D2774

†See Installation Guide for more information.



Only products bearing
the NSF Mark are
Certified

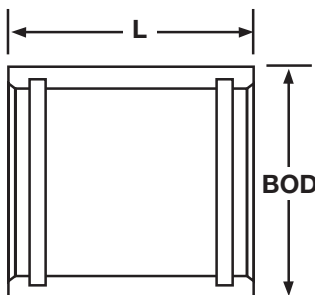


PRODUCT SPECIFICATION

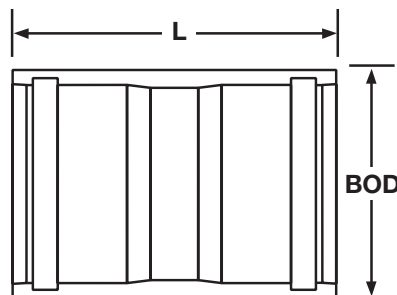
FLUID-TITE® PVC COUPLINGS

Repair, Stop And High-Deflection Stop

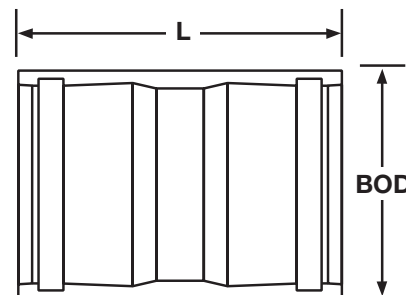
Repair Coupling*



Stop Coupling* – Standard Profile



Stop Coupling* – High Deflection Profile



*Included gaskets are not shown in these diagrams.

FLUID-TITE PVC COUPLINGS FOR IRON PIPE SIZE (IPS) PVC PIPE

Nom. Size	Pipe Outside Diameter	Pressure Rating (psi)	BOD	Repair			Stop		
				Length	Weight (lb)	Part Number	Length	Weight (lb)	Part Number
1 1/2"	1.900	250	2.680	9.000	1.2	82157742019	7.063	1.0	82157740206
				18.000	2.5	82157741012			
2"	2.375	250	3.200	9.000	1.6	82157742026	7.000	1.2	82157740213
				18.000	3.2	82157741029			
2 1/2"	2.875	250	3.690	9.000	1.8	82157742033	7.188	1.5	82157740220
				18.000	3.7	82157741036			
3"	3.500	250	4.380	9.000	2.4	82157742040	7.250	1.9	82157740237
				18.000	4.8	82157741043			
4"	4.500	250	5.470	9.000	3.9	82157010541	8.250	3.2	82157010551
				18.000	6.7	82157010546			
6"	6.625	250	7.840	9.000	6.1	82157010542	7.875	5.5	82157010552
				18.000	12.3	82157010547			
8"	8.625	250	10.190	9.000	11.5	82157010543	8.250	9.6	82157010553
				18.000	20.6	82157010548			
10"	10.750	200	12.438	9.000	18.3	82157010544	8.750	13.4	82157010554
				18.000	27.2	82157010549			
12"	12.750	200	14.648	9.000	24.3	82157010545	9.125	18.6	82157010555
				18.000	36.1	82157010550			

Notes:

1. These dimensions are for estimating purposes only. All dimensions are in inches unless otherwise specified.
2. Coupling pressure rating @ 73°F and includes 2:1 safety factor.

PRODUCT SPECIFICATION

FLUID-TITE® PVC COUPLINGS

Repair, Stop And High-Deflection Stop

FLUID-TITE PVC COUPLINGS FOR CAST IRON OUTSIDE DIAMETER (CIOD) PVC PIPE

Nom. Size	Pipe Outside Diameter	Pressure Rating (psi)	BOD	Repair			High Deflection Stop		
				Length	Weight (lb)	Part Number	Length	Weight (lb)	Part Number
4"	4.800	305	5.964	7.250	3.5	82157431357	7.250	3.4	82157431302
6"	6.900	305	8.366	8.250	7.2	82157431364	8.250	7.0	82157431319
8"	9.050	305	10.947	9.250	13.6	82157431371	9.250	13.4	82157431326
10"	11.100	305	13.361	11.125	24.1	82157431388	11.125	23.5	82157431333
12"	13.200	235	15.836	12.000	35.9	82157431395	12.000	35.2	82157431340