



MUNICIPAL

## PVC Inspection Chambers

For Use with 4" and 6" Storm  
and Sanitary Sewer Services

**Westlake**  
Pipe & Fittings

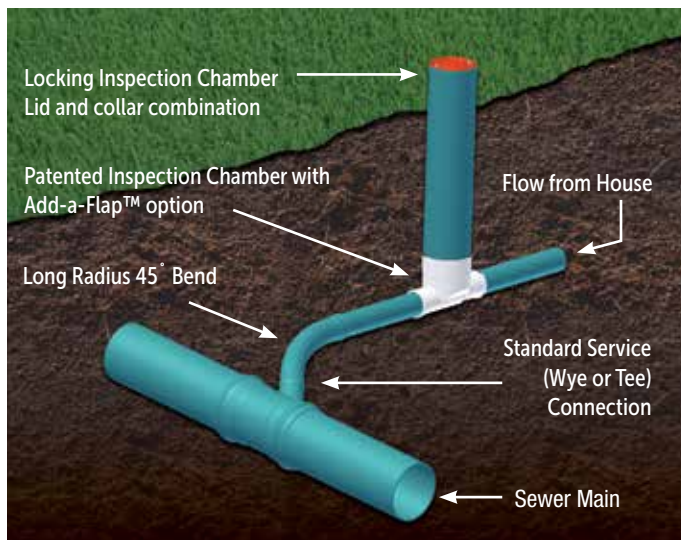
# PVC Inspection Chambers

For Use with 4" and 6" Storm and Sanitary Sewer Services

## ABOUT PVC INSPECTION CHAMBERS

Inspection Chambers were developed because municipalities recognized the need to have easy access to their storm and sanitary service lines. Inspection Chambers allow municipalities quick convenient access to storm and/or sanitary sewer services for visual inspection or maintenance without gaining access to private property.

Our Inspection Chambers are available pre-plugged to allow air testing of lateral and main lines. An Add-a-Flap™ backflow prevention device can be added to the Inspection Chamber after final inspection has been passed. We offer locking lids for storm and sanitary specifications that are colour coded for easy identification of lines.



## LOCATION

PVC Inspection Chambers are for use on the municipal right of way only. Do not install on private property.

## Advantages of the PVC Inspection Chambers include:

- Easy identification of sewer locations.
- Reduced maintenance costs due to call-outs where private property owners claim a municipal blockage.
- Because access is from the street, there is no need for the homeowner to grant the municipal crews access to the home. (ie. No loss of work or inconvenience to the homeowner.)
- Repairs without costly or unsightly damage to property.
- Easy access for flusher trucks or rodder crews.
- Access for inspection, allowing the municipality to determine if the blockage is on the municipality's property or on private property are available.
- Unplugged Inspection Chambers are available for systems that are tested by camera.
- The initial expense of Inspection Chambers is born during development. The potential elimination of claims can offset the cost of the Inspection Chambers, resulting in a net cost savings to the municipality.

## INSPECTION CHAMBERS LIDS AND ACCESSORIES

There are two types of lids available for the riser, a PVC locking lid or a Cast Iron Driveway lid.


The PVC locking lids are colour-coded for easy identification of storm and sanitary services. The locking ensures that only authorized personnel can have access to the Inspection Chambers. The lids also prevent debris from being thrown down the riser and blocking the Inspection Chamber. We offer a complete line of accessories to assist with the installation of Inspection Chambers with an Add-a-Flap™. Lids have a large flat washer moulded into the PVC in order to facilitate location of lid with a magnetic location device.

Inspection Chamber with Add-a-Flap™ and colour-coded locking lid. See the image below.



We offer an attractive cast iron Inspection Chamber lid for asphalt and concrete surface applications. Our Cast Iron Driveway Lid is easily installed and is equipped with an integral o-ring gasket for a vapour and watertight seal.

The lid design does not transfer weight onto the Inspection Chamber riser.




**Plugs**

Our Inspection Chambers are available pre-plugged allowing the whole system to be air tested, including the lateral connections. During construction, the plug remains in place preventing the mains from being contaminated. After the final inspection has been passed, the plug can be easily removed and replaced with a patented Add-a-Flap™ to prevent backwater flow.

**Inspection Chambers with Add-a-Flap™**

Open Flap

Closed Flap



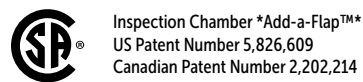
**PVC INSPECTION CHAMBER SYSTEM:**

The images below demonstrates a typical installation of the PVC Inspection Chamber system:



**CERTIFICATIONS**

PVC Inspection Chambers is certified to CSA B182.2.



Visit [westlakepipe.com](http://westlakepipe.com) for additional marketing collateral as well as other innovative and industry leading products. We continue to work together to build neighborhoods of lasting value.

